

EKM.AU

Eleckra Mines Limited

A\$ 0.10

15 March 2010
 Gold, Uranium
 Australia (WA)
 Advanced Exploration
 Exchanges: ASX:EKM

EKM's Yamarna belt (WA) exploration has produced a new high grade discovery and probably more with two major new anomalies to be drilled 2Q10. This increases our expectation of a >1moz resource (0.75moz current), with improved grades, and a share valuation of ~A\$0.20.

Capital Profile

Share price (A\$)	0.10
52 week range (A\$/share)	0.02 to 0.21
Number of shares (m)	192.8
Options and warrants (m)	76.0
Convertible notes (m)	0.0
Fully diluted (m)	268.8
Market capitalisation (undiluted) (A\$m)	19.3
Debt (A\$m) - Mar 10F	0.0
Enterprise value (A\$m)	19.3
Major shareholders: Directors (7.3%), Perth Select Seafood (5.1%), Geiger Counter Fund (4.0%), Asarco Expl. Co. Inc. (2.6%)	
Avg monthly volume (m)	16.0
Cash (A\$m) - Mar 10F	2.7
Price/Cash (x)	7.1
Price/Book (x)	2.4
Company options:	EKMO

Production and Financial Forecasts

YEAR END: June	Dec-09a	Mar-10F	2009a	2010F	2011F
Exploration and evaluation (A\$m)	0.74	0.45	1.10	2.21	3.10
Corporate (A\$m)	0.22	0.25	0.71	1.01	1.20
Exploration/(Expl.+ Corporate) (%)	77	64	61	69	79
Funding duration at current burn (years)			1.3	0.6	0.4
Shares on issue (pr end) (m shares) **	192.8	195.8	170.4	195.8	233.9
Drilling - RAB (m)	1,500	1,000	15,500	8,000	9,500
Drilling - Other/Diamond (m)	2,000	1,000	3,000	14,000	24,000
Land holding ('000 ha) *	450	450	450	450	450
Tenement costs (\$k per year)	-	-	-	-	-
Capital raisings (A\$m)	2.36	0.32	2.66	2.67	4.00
Funding from JV partners (A\$m)	0	0	0	0	0
Cash (A\$m)	3.1	2.7	2.4	1.8	1.6
Cash backing (A\$/share)	1.6	1.4	1.4	0.9	0.8
Net asset backing (A\$/share)	4.0	4.0	3.5	3.9	5.0

*Gold and uranium prospective tenements, held and under application.

** FY11 shares assumes nominal A\$4m equity raised.

Investment Points

EKM's focus is gold and uranium in WA. Exploration budget increasing to ~A\$2mpa, mostly directed to gold.

Strategic position (~5,000km²) in remote under-explored Yamarna greenstone belt in Yilgarn Craton.

Yamarna (Attila-Alaric) gold resource 749koz Au near surface - many untested targets along 17km strike.

New high grade discovery Central Bore - 520m new open-ended high grade mineralised zone.

Additional larger Byzantium and Hann anomalous zones near Central Bore recently discovered, drilling 2Q10.

Initial resource statement for Central Bore 3Q10.

If Byzantium and Hann zones reproduce Central Bore success, EKM will be re-rated strongly.

As resource approaches 1moz and grades improve, our six month target range is A\$0.16/share - A\$0.22/share.

Company Comment

Overview: EKM listed on the ASX July '06. Its focus is the under-explored Yamarna Greenstone Belt where it has established a 749koz gold resource, and a 6.2mlb shallow calccrete U₃O₈ resource.

Yamarna Project (WA): (3,000km², gold) EKM has defined an initial gold resource along the Yamarna shear zone - a regional scale mineralised trend considered prospective for multi-million ounce discoveries. EKM's 749koz (1.78g/t) resource defined to date occurs in the **Attila-Alaric zone** along a 17km strike length. The deposit is open at depth and along strike. EKM is targeting total resources of 1moz - 1.5moz Au before commencing a PFS. Recent 7,000m RC campaign 3Q09 focused on two areas, with significant success: **1. Yamarna Deeps:** EKM has identified 10 target areas with potential deeper high grade shoots (>10g/t). The first target - **Alaric 2** - was subject of a 2,132m 15 hole program in 3Q09, and produced good high grade intercepts. Second target Khan North also produced good intercepts. **2. Central Bore ("CB"):** (3.7km E of Attila) - A new high grade quartz vein discovery parallel to Attila-Alaric, strike length of 520m, open along strike and at depth. The 2009 RC drilling program (3,900m, 39 holes) confirmed that CB is a likely source of higher grade ore.

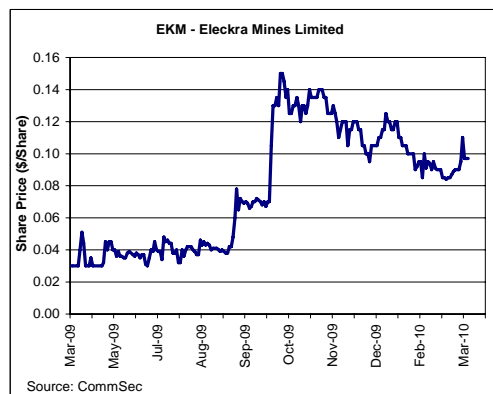
New Anomalies: Soil geochem surveys have recently resulted in the discovery of two larger 1km long gold anomalies - **Byzantium Prospect** - 1 km long, only 500m from CB, and the **Hann Prospect** - a strong 2.8km anomaly (surface grades up to 2.1g/t) only 1.1km from Attila. Both of these new anomalies are stronger anomalous zones than the original CB zone, and are high priority for RC drilling in 1Q10.

Next Steps: Immediate drilling priorities for 2Q10 are the **Byzantium** and **Hann** anomalies (total 7,000m RC campaign). Second 14,000m campaign will follow 2H10. We expect that EKM will announce an initial JORC resource for CB in 3Q10, after the next round of drilling. Subject to drilling results and resource size, PFS could start early 2011. PFS likely to focus on open pit and possibly underground mining of high grade shoots, heap leach of oxide ore, trucking of primary ore.

Golden Sands (WA): (1,500km², gold) EKM holds largely unexplored exploration tenements north of the AngloGold Ashanti/Independence Group **Tropicana** gold project (5moz resource).

Thatcher Soak (WA): (500km², uranium) EKM holds Eastern portion of the Thatcher Soak calccrete uranium prospect, (total 20mlb resource - Uranex NL (ASX:UNX) 14mlb and EKM 6.2mlb). Based on UNX recent transaction, we think a deal with UNX would value Thatcher Soak at around ~A\$1.00/lb.

Investment Comment: The higher grade Central Bore zone discovery has been a real revelation for EKM and a potential significant boost to the economics of this project. If the two new larger parallel anomalies near Central Bore come up anything like Central Bore, then this will dramatically increase the perceived value and economic viability of EKM's ground. A higher grade >1moz target will look more assured. Putting a deal value of A\$1.00/lb on Thatcher Soak, plus A\$3m for other exploration ground, gives a target range between **A\$0.16/share** (A\$20/oz valuation) and **A\$0.22/share** (A\$30/oz valuation) assuming a 1moz target. Upper level of this range is more likely as a six month share price target.



Reserves and Resources/Mineralised Material

Code for reporting mineral resources - Australian: (JORC)

Gold	Classification	Project Equity	Ore Mt	Au g/t	Cut Off g/t	Au t	Au koz	Au Eq koz
Reserves						0.0	0.0	0.0
Resources								
Yamarna - Attila-Alaric	Inf., Ind. & Meas.	100%	13.1	1.78	1.00	23.3	749	749
Mineralised Material (est., non compliant with JORC)						0.0	0.0	0.0
Uranium Resources		Project Equity	Mt	U₃O₈ %	Cut Off ppm	U₃O₈ kt	U₃O₈ mlb	U₃O₈ Eqty mlb
Thatcher Soak	Inferred	100%	16.1	0.017	100	2.7	6.2	6.2

Contacts

Mr Ian Murray
 (Executive Chairman)
 Tel: 61 (0) 8 9486 4144
 West Perth, WA, Australia
www.eleckramines.com.au

Analyst: Dr Tony Parry
 tonyparry@rcresearch.com.au

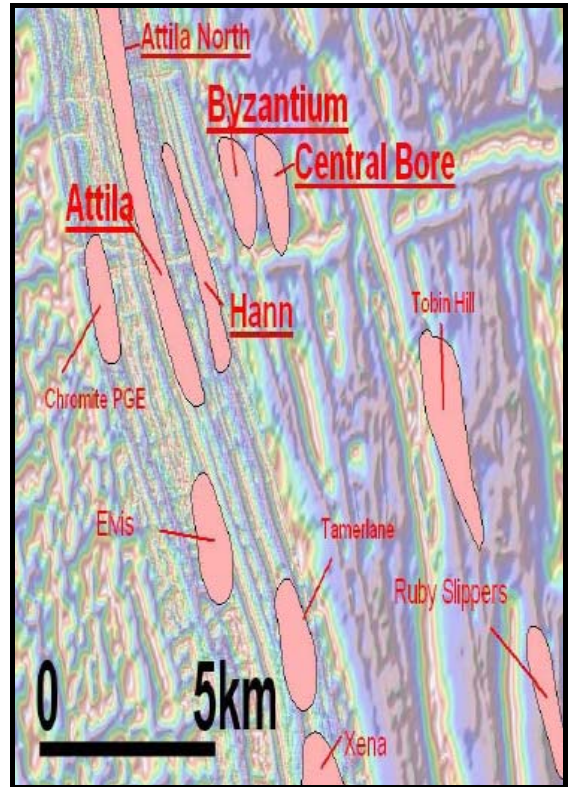
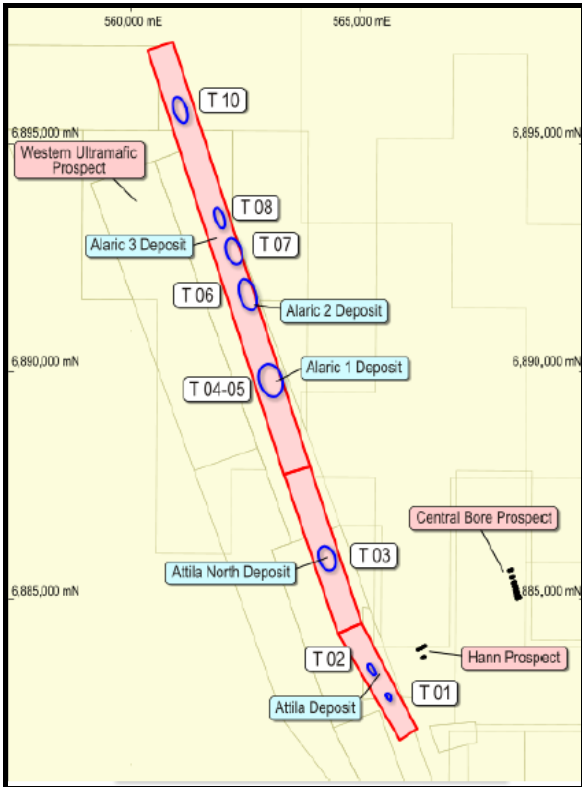
Directors

I Murray (Exec Chairman)
 R Davis (Non-Exec Dir)
 K Hart (Non-Exec Dir)

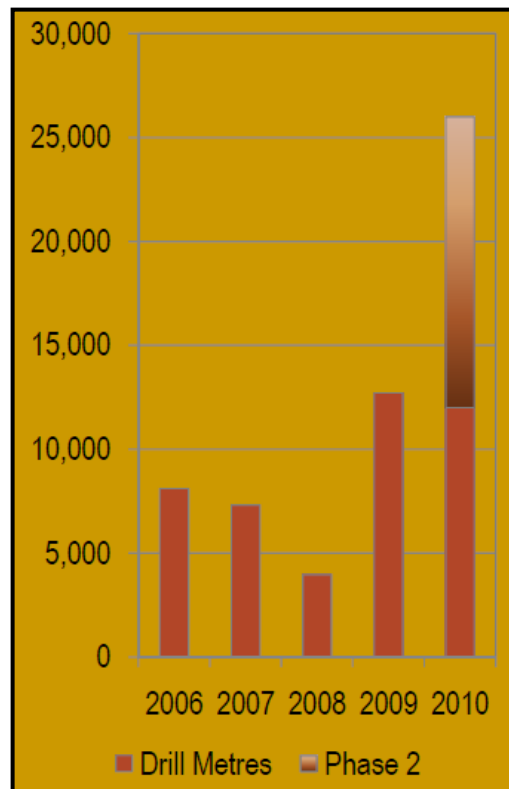
Key Projects

Project	Ownership/Option	Metal	JV Partner	Target Type	Process Route	Project Status	Location
Yamarna - Attila	100%	Au	none	ox/sulp	heap leach	Adv. Expl.	Aus (WA)
Yamarna - Gold regional	100%	Au	none	ox/sulp	na	Mid Expl.	Aus (WA)
Golden Sands	100%	Au,U	none	ox/sulp	na	Early Expl.	Aus (WA)
Yamarna: Thatcher Soak	100%	U	none	Calccrete	Alk. Leach	Adv. Expl.	Aus (WA)
Lake Rason + Lake Wells	100%	U	none	Calccrete	na	Early Expl.	Aus (WA)

The newly discovered anomalies at Byzantium and Hann are between the existing Attila resource and the newly discovered Central Bore 520m higher grade zone. They are both bigger and stronger anomalies than was Central Bore, which bodes well for follow up drilling in 2Q10.



After completing share placements to raise A\$2.7m EKM can aggressively increase its drilling campaigns in 2010 with a doubling of planned drill metres – mainly focused on the new anomalies.



Disclosure and Disclaimer

Disclosure and Disclaimer

Important Information

Resource Capital Research Pty Limited (referred to as "we", "our", or "RCR" herein) ACN 111 622 489 holds an Australian Financial Services Licence (AFS Licence number 325340). General advice is provided by RCR's Authorised Representatives Dr Tony Parry (Authorised Representative number 328842) and Dr Trent Allen (Authorised Representative number 331960). The FSG is available at www.rcresearch.com.au. All references to currency are in Australian dollars unless otherwise noted.

This report and its contents are intended to be used or viewed only by persons resident and located in the United States, Canada and Australia and therein only where RCR's services and products may lawfully be offered. The information provided in this report is not intended for distribution to, or use by, any person or entity in any jurisdiction or country where such distribution or use would be contrary to law or regulation or which would subject RCR or its affiliates to any registration requirement within such jurisdiction or country.

This report and its contents are not intended to constitute a solicitation for the purchase of securities or an offer of securities. The information provided in this report has been prepared without taking account of your particular objectives, financial situation or needs. You should, before acting on the information provided in this report, consider the appropriateness of the purchase or sale of the securities of the companies that are the subject of this report having regard to these matters and, if appropriate, seek professional financial, investment and taxation advice. RCR does not guarantee the performance of any investment discussed or recommended in this report. Any information in this report relating to the distribution history or performance history of the securities of the companies that are the subject of this report should not be taken as an indication of the future value or performance of the relevant securities.

In preparing this report, RCR analysts have relied upon certain information provided by management of the companies that are the subject of this report or otherwise made publicly available by such companies. The information presented and opinions expressed herein are given as of the date hereof and are subject to change. We hereby disclaim any obligation to advise you of any change after the date hereof in any matter set forth in this report. THE INFORMATION PRESENTED, WHILE OBTAINED FROM SOURCES WE BELIEVE RELIABLE, IS CHECKED BUT NOT GUARANTEED AGAINST ERRORS OR OMISSIONS AND WE MAKE NO WARRANTY OR REPRESENTATION, EXPRESSED OR IMPLIED, AND DISCLAIM AND NEGATE ALL OTHER WARRANTIES OR LIABILITY CONCERNING THE ACCURACY, COMPLETENESS OR RELIABILITY OF, OR ANY FAILURE TO UPDATE, ANY CONTENT OR INFORMATION HEREIN.

This report and the information filed on which it is based may include estimates and projections which constitute forward looking statements that express an expectation or belief as to future events, results or returns. No guarantee of future events, results or returns is given or implied by RCR. Estimates and projections contained herein, whether or not our own, are based on assumptions that we believe to be reasonable at the time of publication, however, such forward-looking statements are subject to risks, uncertainties and other factors which could cause actual results to differ materially from the estimates and projections provided to RCR or contained within this report.

This report may, from time to time, contain information or material obtained from outside sources with the permission of the original author or links to web sites or references to products, services or publications other than those of RCR. The use or inclusion of such information, material, links or references does not imply our endorsement or approval thereof, nor do we warrant, in any manner, the accuracy or completeness of any information presented therein.

RCR, its affiliates and their respective officers, directors and employees may hold positions in the securities of the companies featured in this report and may purchase and/or sell them from time to time and RCR and its affiliates may also from time to time perform investment banking or other services for, or solicit investment banking or other business from, entities mentioned in this report. Eleckra Mines Limited commissioned RCR to compile this company review in the 1Q10 gold report. In consideration, RCR received from Eleckra Mines Limited a cash consultancy fee of less than \$15,000. RCR may receive referral fees from issuing companies or their advisors in respect of investors that RCR refers to companies looking to raise capital. Those fees vary, but are generally between 0 - 1% of the value of capital raised from referrals made by RCR. RCR received referral fees in relation to recent capital raisings for Globe Uranium Limited, PepinNini Minerals Limited, Uranex NL, Adamus Resources Limited and Toro Energy Limited. At the date of this report, neither RCR, nor any of its associates, hold any interests or entitlements in shares mentioned in this report with the exception that either or both of John Wilson (either directly or through Resource Capital Investments Pty Limited (RCI)), or RCI, as trustee of the Resource Capital Investments Fund or RCR associates owns shares in BHP and Rio Tinto.

Analyst Certification: All observations, conclusions and opinions expressed in this report reflect the personal views of RCR analysts and no part of the analyst's or RCR's compensation was, is, or will be, directly or indirectly related to specific recommendations or views expressed in the report. Officers, directors, consultants, employees and independent contractors of RCR are prohibited from trading in the securities of U.S. companies that are, or are expected to be, the subject of research reports or other investment advice transmitted to RCR clients for a blackout window of 14 days extending before and after the date such report is transmitted to clients or released to the market.

Cautionary Note to U.S. Investors Concerning Estimates of Measured, Indicated and Inferred Resources: RCR publishes mineral resources based on standards recognized and required under securities legislation where listed mining and exploration companies make their exchange filings and uses the terms "measured", "indicated" and "inferred" mineral resources. U.S. investors are advised that while such terms are recognized and required under foreign securities legislation, the SEC allows disclosure only of mineral deposits that can be economically and legally extracted. United States investors are cautioned not to assume that all or any part of measured, indicated or inferred resources can be converted into reserves or economically or legally mined. We recommend that US investors consult Securities and Exchange Commission Industry Guide 7 – "Description of Property by Issuers Engaged or to Be Engaged in Significant Mining Operations" for further information about the use of defined terms and the presentation of information included in this report.